

## The MODUL system

- is designed to ease the handling of containers
  - a) every container sits on a „heavy duty“ drawer
    - ➔ no stacking needed (every container accessible without the need to remove another unit which is stacked on top)
    - ➔ containers can be pulled out until you can reach / grab the second handle: ease of handling
    - ➔ height adjustable rail system allows optimal use of available space (height)







- in addition, accessories – like baskets, aluminum trays and dividers can be used to fill in other consumables in a convenient way: baskets “hang” directly in the rail system...



This concept is available for carts, shelves or shelfcarts, cabinet trolleys and cupboards in different sizes, **but it is considerably higher in price than a regular shelf system** because there is a need for a (welded) durable construction and – last not least – a lot of „drawers“.

It mainly makes sense in use together with containers – because that is where the handling & organization advantages really come out.

Please see also refer to the next page on MODUL CARTS or CABINET TROLLEYS.

	<p>MTEF768 - <b>MODUL-trolley</b> 850H x 700W x 620D mm</p> <p><u>Capacity per department</u></p> <ul style="list-style-type: none"> <li>rails for 4 instrument containers</li> <li>4 „heavy duty“ drawers MCES63</li> </ul> <p>Weight: cart + rail system : 25 KG 8 drawers: 13 KG</p>
	<p>MRWE902 - <b>MODUL-shelfcart</b> with <b>3 departments</b> 1340H x 1110W x 600D mm</p> <p><u>Capacity per department</u></p> <ul style="list-style-type: none"> <li>rails for 6 instrument containers</li> <li>6 „heavy duty“ drawers MCES63</li> </ul> <p>Weight: cart + rail system : 81 KG 18 drawers: 30 KG</p> <p><b>Also as</b> MRWE602 with <b>2 departments</b> (1340H x 750B x 600T mm)</p>
	<p>MSWE900 (also as MSWE600 – 2 departments then)</p> <p><b>MODUL-cabinet trolley</b> with <b>3 departments</b> 1430H x 1150W x 700D mm (Outer volume i.e. for ascensor 1435H x 1235B x 765T mm)</p> <p><u>Capacity per department</u></p> <ul style="list-style-type: none"> <li>rails for 6 instrument containers</li> <li>6 „heavy duty“ drawers MCES63</li> </ul> <p>Weight: cart + rail system : 108 KG 18 drawers: 30 KG</p>
	<p>MREF102</p> <p><b>MODUL shelf on wheels</b> &lt;-&gt; 1/4 StE-rail distance / 2 dpts. 2000H x 745W x 600D mm</p> <p><u>Capacity per department:</u> rails for 11 instrument containers</p> <p>Weight: Shelf + railsystem : 89 KG + 22 heavy duty drawers: 35 KG</p> <p><b>Also as</b> MREF103 – MODUL shelf <b>on wheels</b> with <b>3 departments</b> or <b>without</b> wheels: MRES102 – MODUL shelf with <b>2 departments</b> <b>Also as</b> MRES103 – MODUL shelf with <b>3 departments</b></p>